



C-520-PFC

C-View, Peninsula Fireplace Specifications

The C-view fireplace is an engineered system; please contact Montigo to confirm if your installation requirements are within the installation parameters of these standard specifications. This system is available with COOL PACK technology, which is optional for residential applications but required in public use applications. Also all C-View systems are power vented (see Power Vent specs for more details). C-View fireplaces are tested and certified to ANSI Standard C21.50 with CSA International US and Canada.

GLASS

- Viewing Area: 60" x 20" Each Side, 30" x 20" Front.
- Type: 5 mm thick Tempered glass.
- Temperature
 - No COOL PACK: 210 deg. Fahrenheit
 - w/ Power COOL PACK: 110 deg. Fahrenheit } Temperatures in laboratory conditions.

AIR

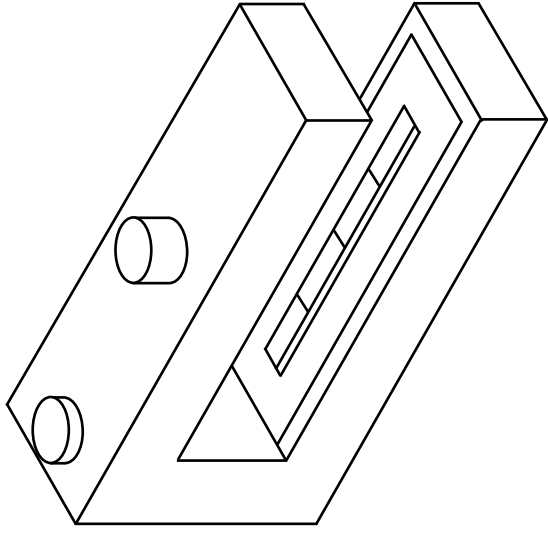
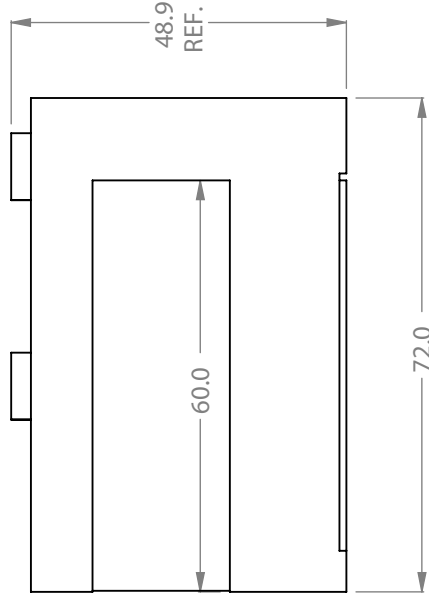
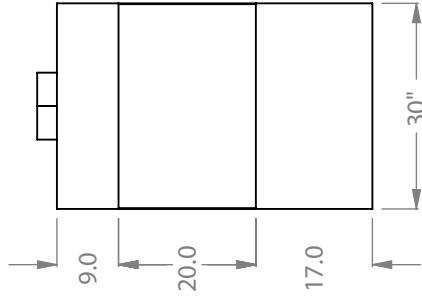
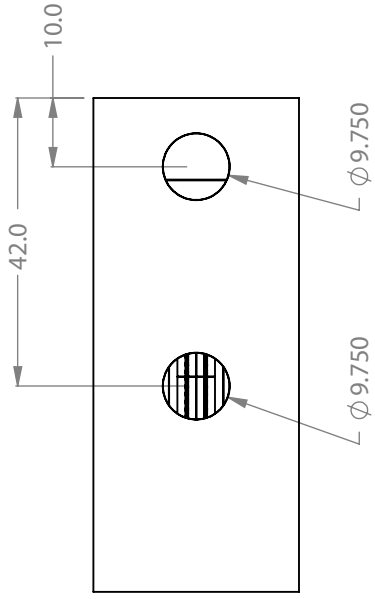
- Consumption Setting
 - No COOL PACK: 650 CFM
 - w/ Power COOL PACK: 6,650 CFM } Required flow to actuate the controls system.
- Intake Size: One 10" air intakes, total 79 square inches minimum.
- Intake Location: As per factory shop drawings. For alternate options please contact Montigo.

GAS

- Input: 130,000 BTU, 1/2" NPT Gas line connection located 2" from bottom right side.
- Control Valves: One Honeywell Smart Valves SV9501 with hot surface pilot Q3450.
- Flue Gas Temperature: 340 deg. Fahrenheit.
- Propane Gas Burner: High Low Ribbon Burner Mix.
- Natural Gas Burner Options: Concealed Burner.

VENT

- Size: 10" Type B vent, any manufacture UL/ULC Certified.



C520-PFC
Top Intake

art of fireplaces

Please contact Montigo for rear intake drawing.